

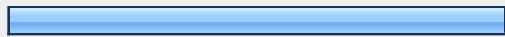

























Gresham Urban Forestry Survey - 2010

1. Do you live in Gresham?			
		Response Percent	Response Count
Yes		76.6%	105
No		23.4%	32
		<i>answered question</i>	137
		<i>skipped question</i>	2






2. Do you own or rent?			
		Response Percent	Response Count
Own		76.6%	105
Rent		8.0%	11
I don't live in Gresham		15.3%	21
		<i>answered question</i>	137
		<i>skipped question</i>	2



3. How many years have you lived in Gresham?			
		Response Percent	Response Count
Less than 1 year		2.2%	3
1 - 5 years		14.0%	19
6 - 10 years		10.3%	14
More than 10 years		52.2%	71
I don't live in Gresham		21.3%	29
		<i>answered question</i>	136
		<i>skipped question</i>	3

4. If you don't live in Gresham, which applies?			Response Percent	Response Count
I am a business owner.			41.9%	13
I work in Gresham.			80.6%	25
		Other (please specify)		19
		<i>answered question</i>		31
		<i>skipped question</i>		108





5. What is your neighborhood?				
			Response Percent	Response Count
ASERT			4.1%	5
Centennial			5.0%	6
Central City			6.6%	8
Gresham Butte			15.7%	19
Holly Brook			1.7%	2
Kelley Creek			17.4%	21
Mt. Hood			2.5%	3
North Central			6.6%	8
North Gresham			0.8%	1
Northeast			2.5%	3
Northwest			8.3%	10
Pleasant Valley			1.7%	2
Powell Valley			7.4%	9
Rockwood			5.0%	6
Southwest			8.3%	10
Springwater			0.0%	0
Wilkes East			6.6%	8
			Other (please specify)	11
			answered question	121
			skipped question	18

6. What is your zip code?		
		Response Count
		134
<i>answered question</i>		134
<i>skipped question</i>		5




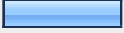
7. How important are trees to you?			Response Percent	Response Count
Very Important		83.9%	104	
Somewhat Important		13.7%	17	
Somewhat Unimportant		1.6%	2	
Very Unimportant		1.6%	2	
No Opinion		0.8%	1	
<i>answered question</i>			124	
<i>skipped question</i>			15	





8. Were you aware that Gresham is developing an Urban Forestry Management Plan?			Response Percent	Response Count
Yes		54.0%	68	
No		46.0%	58	
<i>answered question</i>			126	
<i>skipped question</i>			13	



9. Studies have shown that in the past 20 years, the "urban forest" has declined by 20 percent for cities within the Pacific Northwest. Do you think the condition of Gresham's urban forest has improved, declined or remained the same in the last 10 years CITY-WIDE?

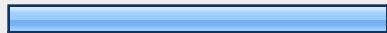

		Response Percent	Response Count
Improved		8.8%	11
Declined		54.4%	68
Remained the Same		16.8%	21
Don't Know		20.0%	25
		<i>answered question</i>	125
		<i>skipped question</i>	14

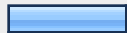


10. Do you think the condition of Gresham's urban forest has improved, declined or remained the same in the last 10 years IN YOUR NEIGHBORHOOD?






		Response Percent	Response Count
Improved		11.4%	14
Declined		48.8%	60
Remained the Same		22.0%	27
Don't Know		17.9%	22
		<i>answered question</i>	123
		<i>skipped question</i>	16

11. Over the NEXT 10 years, would you like the number of trees in Gresham to increase, decrease or remain the same?				
			Response Percent	Response Count
Increase		81.6%	102	
Decrease		0.8%	1	
Remain the Same		16.0%	20	
Don't Know		1.6%	2	
			<i>answered question</i>	125
			<i>skipped question</i>	14

12. Are there street trees in your neighborhood?				
			Response Percent	Response Count
Yes		78.4%	98	
No		21.6%	27	
Don't Know		0.0%	0	
			<i>answered question</i>	125
			<i>skipped question</i>	14

13. Are there street trees on the street in front of your property?				
			Response Percent	Response Count
Yes		58.4%	73	
No		41.6%	52	
Don't Know		0.0%	0	
			<i>answered question</i>	125
			<i>skipped question</i>	14

14. Were these street trees (or tree) planted within the last five years?			
		Response Percent	Response Count
Yes		17.9%	20
No		69.6%	78
Don't Know		12.5%	14
		<i>answered question</i>	112
		<i>skipped question</i>	27

15. If you do not have street trees along your street frontage, which of the following factors affect your decision about adding street trees? (check all that apply)			
		Response Percent	Response Count
There is not enough planting space due to sidewalks, utilities and other conflicts.		45.2%	33
I want a tree but unsure when I will have the time to plant it.		1.4%	1
I don't want to block my view.		11.0%	8
I'm concerned that trees might cause property damage.		23.3%	17
I don't want to rake leaves.		6.8%	5
I think trees are too expensive to purchase.		2.7%	2
Other (please specify)		52.1%	38
		<i>answered question</i>	73
		<i>skipped question</i>	66

16. Currently, individual property owners are responsible for the care, maintenance and removal of street trees along their street frontage. Using a scale of 1 (No Support) to 5 (Strongly Support), how would you rate your support for establishing a tree care and maintenance program that transfers street tree care responsibility to the City?










		Response Percent	Response Count
1 - No Support		17.5%	22
2 - Limited Support		21.4%	27
3 - Neutral		17.5%	22
4 - Somewhat Support		18.3%	23
5 - Strongly Support		25.4%	32
		<i>answered question</i>	126
		<i>skipped question</i>	13






17. Who performs pruning and other tree maintenance on your street tree(s)? (mark all that apply)









		Response Percent	Response Count
Myself or a friend, neighbor or family member		53.4%	63
Certified arborist		17.8%	21
Landscape contractor		17.8%	21
Nobody		13.6%	16
Other (please specify)		22.0%	26
		<i>answered question</i>	118
		<i>skipped question</i>	21



18. Is there a city, neighborhood or area that you think Gresham should model its Urban Forest after?			
			Response Count
			52
			<i>answered question</i>
			52
			<i>skipped question</i>
			87

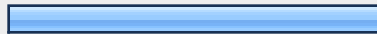

19. Review the list of tree benefits below. Please mark no more than 5 that are of highest importance and 5 that are of lowest importance to you. Trees....				
	Higher Importance	Lower Importance	Rating Average	Response Count
Improve air quality	89.5% (94)	10.5% (11)	1.10	105
Look good	66.0% (62)	34.0% (32)	1.34	94
Increase property values	50.5% (47)	49.5% (46)	1.49	93
Help control erosion	79.5% (58)	20.5% (15)	1.21	73
Improve business district appeal	41.7% (30)	58.3% (42)	1.58	72
Cool the city through shade	75.3% (61)	24.7% (20)	1.25	81
Provide privacy/screen views	53.8% (49)	46.2% (42)	1.46	91
Conserve energy by reducing heating and cooling costs	75.9% (63)	24.1% (20)	1.24	83
Improve water quality	72.7% (56)	27.3% (21)	1.27	77
Enhance new development	27.0% (20)	73.0% (54)	1.73	74
Encourage walking and cycling	40.8% (29)	59.2% (42)	1.59	71
Provide wildlife habitat	84.2% (80)	15.8% (15)	1.16	95
Create livable neighborhoods	78.7% (59)	21.3% (16)	1.21	75
Other (please specify)				5
				<i>answered question</i>
				125
				<i>skipped question</i>
				14



20. Where do you get tree care advice?(mark all that apply)			
		Response Percent	Response Count
Internet		62.1%	77
Nursery or garden center		50.8%	63
Books and/or magazines		50.0%	62
City of Gresham		8.1%	10
Master gardeners		18.5%	23
Certified arborist		24.2%	30
Landscape contractor		11.3%	14
None of the above		7.3%	9
Other (please specify)		14.5%	18
		<i>answered question</i>	124
		<i>skipped question</i>	15



21. What type of tree(s) did you plant within the last five years? (mark all that apply)			
		Response Percent	Response Count
Small/Ornamental (flowering cherry, japanese maple, dogwood, hinoki cypress, etc.)		51.6%	63
Fruit (apple, pear, plum, fig, etc.)		27.0%	33
Large Evergreen (capable of reaching 50 feet)(douglas fir, western red cedar, hemlock, redwood, etc.)		21.3%	26
Large Deciduous (capable of reaching 50 feet)(london plane, oak, red maple, norway maple, birch, etc.)		18.9%	23
Don't know		0.0%	0
Did not plant a tree		29.5%	36
		Other (please specify)	14
		answered question	122
		skipped question	17

22. If you planted a tree, where did you purchase your tree? (mark all that apply)			
		Response Percent	Response Count
Wholesale nursery		29.7%	33
Retail garden center		44.1%	49
Home improvement store		13.5%	15
Friends of Trees		4.5%	5
Plant show or garden fair		12.6%	14
Landscape contractor		4.5%	5
Did not plant a tree		18.0%	20
Other (please specify)		14.4%	16
		<i>answered question</i>	111
		<i>skipped question</i>	28

23. If a tree were offered at a reduced price and planted as part of a community-based volunteer tree planting project in your neighborhood, would you be willing to plant a tree in your yard or along your street?			
		Response Percent	Response Count
Yes		77.9%	95
No		22.1%	27
		<i>answered question</i>	122
		<i>skipped question</i>	17

24. Are you willing to volunteer on a tree planting project in your neighborhood?			
		Response Percent	Response Count
Yes		57.3%	71
No		42.7%	53
<i>answered question</i>			124
<i>skipped question</i>			15

25. Are you aware of the City's ongoing volunteer efforts at removing invasive plants (non-native weeds like blackberries) and planting native trees and shrubs in our natural areas?			
		Response Percent	Response Count
Yes		69.6%	87
No		30.4%	38
<i>answered question</i>			125
<i>skipped question</i>			14

26. Are you willing to volunteer on natural area planting projects?			
		Response Percent	Response Count
Yes		50.0%	60
No		50.0%	60
<i>answered question</i>			120
<i>skipped question</i>			19

27. Using a of scale 1 (Least Important) to 5 (Most Important), please rate the importance of the following urban tree management approaches:								
	1- Least Important	2	3 - Neutral	4	5 - Most Important	Rating Average	Response Count	
Urban tree loss should be minimized through development regulations, review and enforcement.	12.2% (15)	4.9% (6)	8.9% (11)	29.3% (36)	44.7% (55)	3.89	123	
Trees in the urban area should be aggressively planted wherever possible and replanted as new development and natural tree decline occur.	8.1% (10)	4.8% (6)	16.1% (20)	24.2% (30)	46.8% (58)	3.97	124	
Urban tree protection and care should be accomplished through education and outreach, stewardship programs, incentives and technical support to landowners.	5.7% (7)	1.6% (2)	12.2% (15)	31.7% (39)	48.8% (60)	4.16	123	
	<i>answered question</i>							124
	<i>skipped question</i>							15








28. Using a scale of 1 (Least Important) to 5 (Most Important), please rate the importance of the following types of tree planting projects in the City of Gresham:								
	1 - Least Important	2	3 - Neutral	4	5 - Most Important	Rating Average	Response Count	
Tree planting workshops and tree-related workshops.	7.3% (9)	8.9% (11)	26.8% (33)	37.4% (46)	19.5% (24)	3.53	123	
Tree plantings along major roads and within medians.	5.7% (7)	8.9% (11)	8.1% (10)	39.0% (48)	38.2% (47)	3.95	123	
Tree plantings within existing city parks and natural areas.	1.6% (2)	2.4% (3)	9.7% (12)	40.3% (50)	46.0% (57)	4.27	124	
Tree plantings in neighborhoods along residential street frontage.	6.6% (8)	5.7% (7)	16.4% (20)	40.2% (49)	31.1% (38)	3.84	122	
	<i>answered question</i>							125
	<i>skipped question</i>							14

29. Below is a list of programs and services provided by a typical municipal Urban Forestry Program. Please rate each of the following using a scale of 1 to 5, with 1 being "Very Low Priority" and 5 being "Very High Priority."

	1 - Very Low Priority	2	3 - Neutral	4	5 - Very High Priority	Response Count
Requirements for retention and replanting in new developments.	6.5% (8)	3.3% (4)	10.6% (13)	29.3% (36)	50.4% (62)	123
Hazard tree assessment for street trees.	3.3% (4)	4.1% (5)	25.6% (31)	38.8% (47)	28.9% (35)	121
Hazard tree assessment for private trees.	14.3% (17)	10.1% (12)	30.3% (36)	26.1% (31)	19.3% (23)	119
Street tree planting and pruning projects using volunteers and volunteer organizations.	6.6% (8)	6.6% (8)	27.9% (34)	44.3% (54)	14.8% (18)	122
Street tree planting and pruning projects using hired contractors and City staff.	17.9% (22)	18.7% (23)	22.8% (28)	23.6% (29)	17.9% (22)	123
Consultation on street tree issues.	7.5% (9)	7.5% (9)	29.2% (35)	35.0% (42)	20.8% (25)	120
Significant Tree protection program.	4.9% (6)	4.9% (6)	18.0% (22)	36.1% (44)	37.7% (46)	122
Sidewalk Repair Program based on customers using City pre-approved contractors.	15.7% (19)	11.6% (14)	25.6% (31)	28.9% (35)	19.8% (24)	121
Volunteer training and stewardship program for neighborhood tree planting.	5.0% (6)	7.5% (9)	27.5% (33)	39.2% (47)	20.8% (25)	120
	<i>answered question</i>					124
	<i>skipped question</i>					15



30. What additional programs or services would you like to include in a new Urban Forestry Program in Gresham, if any?		
		Response Count
		40
<i>answered question</i>		40
<i>skipped question</i>		99







31. Research studies show that urban trees improve air and water quality and improve wildlife habitat. Using a scale of 1 (No Support) to 5 (Strongly Support), how would you rate your support for a tree planting program throughout Gresham to realize these benefits?			
		Response Percent	Response Count
1 - No Support		2.4%	3
2 - Limited Support		6.5%	8
3 - Neutral		3.2%	4
4 - Somewhat Support		25.0%	31
5 - Strongly Support		62.9%	78
<i>answered question</i>			124
<i>skipped question</i>			15

32. Of the following, which do you feel are the three biggest threats to Gresham's urban forest? (choose up to three choices)			
		Response Percent	Response Count
None.		4.9%	6
Spread of invasive plants (non-native weeds like blackberries).		39.8%	49
Tree removal during development.		82.1%	101
Tree removal by residents and/or property owners without a tree removal permit.		55.3%	68
Tree removal by residents and/or property owners with a tree removal permit.		19.5%	24
Windthrow (uprooting and overthrowing of trees by the wind.)		22.0%	27
Disease.		31.7%	39
		Other (please specify)	9
		answered question	123
		skipped question	16






33. What are the most pressing challenges facing urban tree management in Gresham?		
		Response Count
		73
		answered question
		73
		skipped question
		66

34. Please provide us with additional comments or suggestions related to trees in Gresham.		
		Response Count
		43
<i>answered question</i>		43
<i>skipped question</i>		96








35. What is your gender?			
		Response Percent	Response Count
Female		55.3%	68
Male		44.7%	55
<i>answered question</i>			123
<i>skipped question</i>			16

36. What is your age?			
		Response Percent	Response Count
Younger than 18		0.8%	1
18 to 34		12.9%	16
35 to 44		13.7%	17
45 to 54		29.8%	37
55 to 64		26.6%	33
65 and older		16.1%	20
<i>answered question</i>			124
<i>skipped question</i>			15

37. Which of the following income categories best describes your total combined household income last year before taxes?

		Response Percent	Response Count
Under \$20,000		7.9%	9
\$20,000 - \$34,999		6.1%	7
\$35,000 - \$49,999		19.3%	22
\$50,000 - \$74,999		28.1%	32
\$75,000 - \$120,000		30.7%	35
\$120,000 and more		7.9%	9
		<i>answered question</i>	114
		<i>skipped question</i>	25

38. If you would like further communication on this topic, including information on tree planting volunteer opportunities, please provide your contact information below. Your contact information will not be used for any other purpose, and will not be shared with any other parties.

		Response Percent	Response Count
Name:		95.1%	39
Company:		26.8%	11
Address:		87.8%	36
City/Town:		82.9%	34
ZIP/Postal Code:		87.8%	36
Email Address:		90.2%	37
Phone Number:		75.6%	31
		<i>answered question</i>	41
		<i>skipped question</i>	98